

Scaled data based on original data using
LM-79-08 Approved Method: Electrical and Photometric Measurements of Solid-
State Lighting Products

Test Report Prepared for
Cooper Lighting Solutions
(formerly Eaton)

Brand: McGRAW-EDISON

Report Number: P823449

Luminaire Tested: **TTN-D3-740-U-RW**

Issue Date: 4/16/2024

Test Information

Test Method: LM-79-08
Report Number: P823449
TEST IS SCALED FROM IESNA LM-79-08 TEST DATA (G2-2312-254-10)
Test Lab: INNOVATION CENTER
Issue Date: 4/16/2024
Manufacturer: COOPER LIGHTING SOLUTIONS (FORMERLY EATON)
Product Line: MCGRAW-EDISON
Catalog Number: TTN-D3-740-U-RW
Description: TOPTIER NANO LED PARKING GARAGE LUMINAIRE
4000K, 70 CRI LEDS AND RECTANGULAR DISTRIBUTION
Light Source: -
Ballast/Driver: -

Summary

Lumens per Lamp: N/A
Luminaire Lumens: 6861 lumens
Efficiency: N/A
Efficacy: 115.9 lumens/watt
Luminous Opening: Circular (Dia: 0.71' x H: 0')
IES Classification: Type II - Short
BUG Rating: B3 - U0 - G3

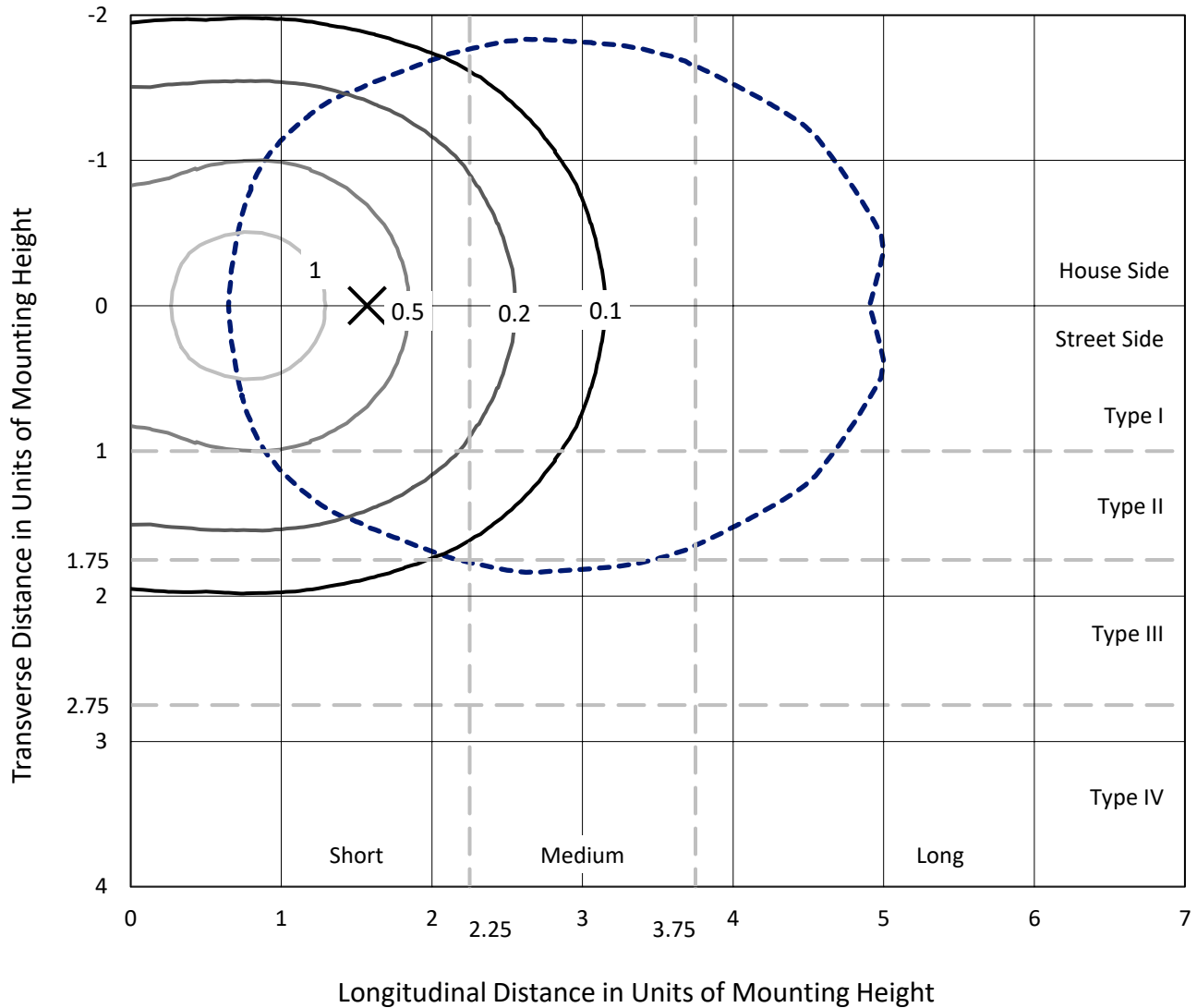
Input Watts (W): 59.2
Input Voltage (V): NR
Input Current (Ain): NR
Voltage Rise (V): NR
Power Factor: NR
Total Harmonic Distortion (THDi): NR
Frequency (hertz): 60
Stabilization Time: NR
Operation Time: NR
Ambient Temperature (°C): NR
Test Distance: 24 FT



REPORT NUMBER: P823449
 CATALOG NUMBER: TTN-D3-740-U-RW

Iso-Footcandle Lines of Horizontal Illumination

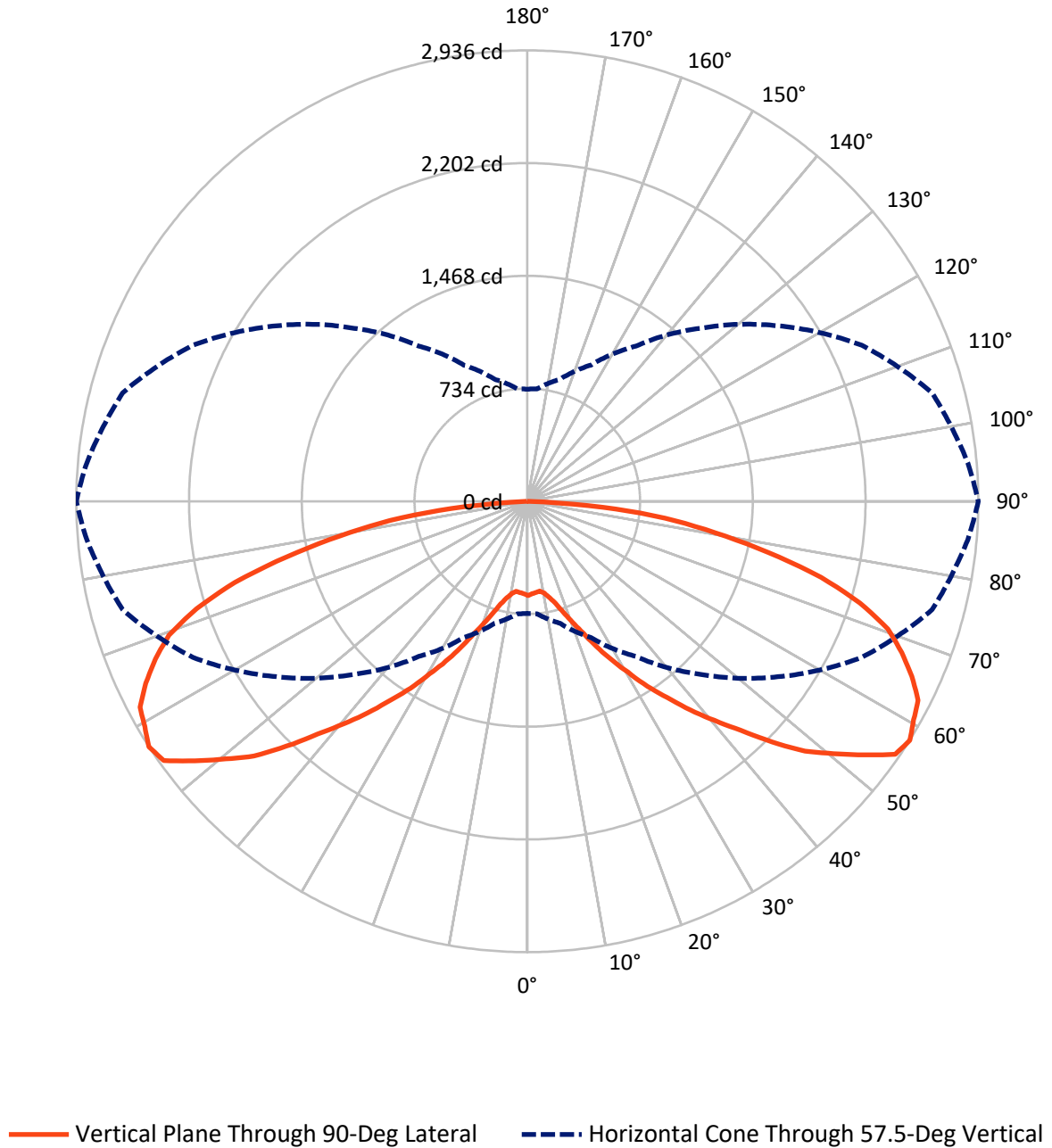
✕ Max cd
 - - - 1/2 Max cd



Based on 25 foot mounting height. Maximum calculated value = 1.4 fc
 Type II - Short - N/A

REPORT NUMBER: P823449
CATALOG NUMBER: TTN-D3-740-U-RW

Luminous Intensity Polar Plot



REPORT NUMBER: P823449
 CATALOG NUMBER: TTN-D3-740-U-RW

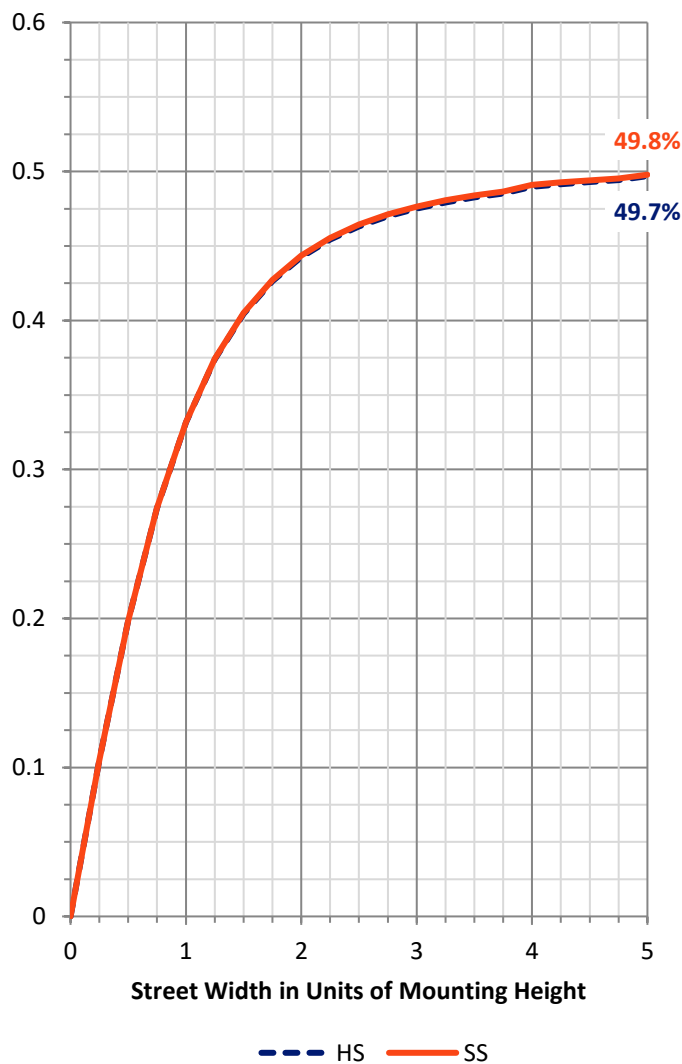
FLUX DISTRIBUTION:

		Downward	Upward	Total
House Side	Lumens	3430.5	0.0	3430.5
	% Fixture	50.0	0.0	50.0
Street Side	Lumens	3430.5	0.0	3430.5
	% Fixture	50.0	0.0	50.0
Total	Lumens	6861.0	0.0	6861.0
	% Fixture	100.0	0.0	100.0

ZONAL LUMENS:

Zone	Lumens	% Fixture
0°-10°	57.5	0.8
10°-20°	184.0	2.7
20°-30°	383.9	5.6
30°-40°	688.5	10.0
40°-50°	1100.1	16.0
50°-60°	1506.1	22.0
60°-70°	1553.5	22.6
70°-80°	1104.8	16.1
80°-90°	282.8	4.1
90°-100°	0.0	0.0
100°-110°	0.0	0.0
110°-120°	0.0	0.0
120°-130°	0.0	0.0
130°-140°	0.0	0.0
140°-150°	0.0	0.0
150°-160°	0.0	0.0
160°-170°	0.0	0.0
170°-180°	0.0	0.0
0°-90°	6861.0	100.0
0°-180°	6861.0	100.0

Coefficient of Utilization

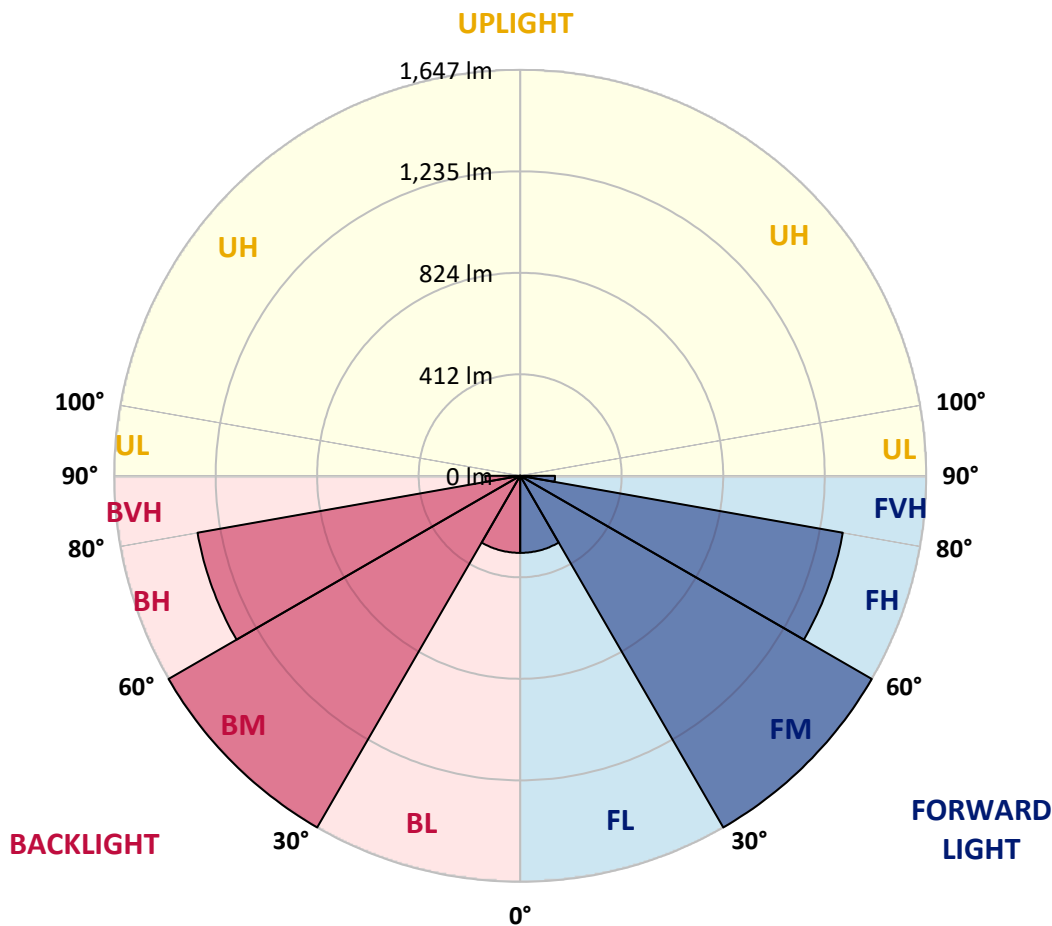


REPORT NUMBER: P823449
 CATALOG NUMBER: TTN-D3-740-U-RW

LUMINAIRE CLASSIFICATION SYSTEM LUMEN TABLE AND BUG RATING:

Zone	Lumens	% Fixture	Zone Rating/Lumen Limit		
			B	U	G
FL (0°-30°)	312.7	4.6			
FM (30°-60°)	1647.3	24.0			
FH (60°-80°)	1329.1	19.4			G1/1800
FVH (80°-90°)	141.4	2.1			G2/225
BL (0°-30°)	312.7	4.6	B1/500		
BM (30°-60°)	1647.3	24.0	B2/2500		
BH (60°-80°)	1329.1	19.4	B3/2500		G3/2500
BVH (80°-90°)	141.4	2.1			G2/225
UL (90°-100°)	0.0	0.0		U0/0	
UH (100°-180°)	0.0	0.0		U0/0	

BUG Rating: B3-U0-G3
 Type II Short





REPORT NUMBER: P823449
 CATALOG NUMBER: TTN-D3-740-U-RW

CANDELA DISTRIBUTION (FULL):

	0°	5°	15°	25°	35°	45°	55°	65°	75°	85°	90°
0°	613.7	613.7	613.7	613.7	613.7	613.7	613.7	613.7	613.7	613.7	613.7
2.5°	613.7	613.7	608.0	608.0	608.0	602.2	602.2	602.2	602.2	596.4	602.2
5°	613.7	613.7	613.7	613.7	608.0	602.2	602.2	602.2	596.4	596.4	596.4
7.5°	608.0	608.0	608.0	608.0	602.2	596.4	596.4	596.4	590.6	590.6	590.6
10°	602.2	608.0	602.2	602.2	596.4	596.4	602.2	602.2	608.0	608.0	608.0
12.5°	596.4	596.4	596.4	602.2	602.2	608.0	619.5	631.1	636.9	642.7	642.7
15°	596.4	596.4	602.2	608.0	619.5	631.1	648.5	665.9	677.4	689.0	689.0
17.5°	596.4	596.4	602.2	619.5	636.9	660.1	689.0	712.2	735.3	752.7	758.5
20°	596.4	596.4	608.0	631.1	665.9	700.6	741.1	775.9	810.6	839.6	839.6
22.5°	602.2	608.0	619.5	648.5	700.6	752.7	804.8	856.9	897.5	932.2	932.2
25°	613.7	613.7	631.1	677.4	741.1	810.6	885.9	949.6	1001.7	1048.0	1048.0
27.5°	619.5	625.3	648.5	706.4	787.4	874.3	978.5	1053.8	1123.3	1163.8	1169.6
30°	631.1	636.9	671.6	729.5	828.0	938.0	1059.6	1163.8	1239.1	1279.6	1291.2
32.5°	636.9	642.7	689.0	758.5	868.5	995.9	1134.8	1268.0	1372.2	1418.6	1435.9
35°	654.3	660.1	706.4	787.4	914.8	1059.6	1221.7	1378.0	1499.6	1557.5	1569.1
37.5°	671.6	677.4	723.8	816.4	961.1	1129.1	1314.3	1493.8	1632.8	1702.3	1725.4
40°	683.2	689.0	741.1	851.1	1013.3	1204.3	1418.6	1615.4	1771.7	1858.6	1876.0
42.5°	700.6	706.4	764.3	880.1	1059.6	1279.6	1528.6	1748.6	1916.5	2014.9	2038.1
45°	718.0	723.8	787.4	914.8	1111.7	1360.7	1638.6	1904.9	2096.0	2211.8	2235.0
47.5°	735.3	741.1	810.6	949.6	1163.8	1441.7	1754.4	2043.9	2275.5	2385.5	2431.8
50°	741.1	752.7	822.2	972.7	1198.5	1511.2	1852.8	2182.8	2426.0	2570.8	2582.4
52.5°	746.9	758.5	833.8	990.1	1227.5	1563.3	1933.9	2298.6	2582.4	2756.1	2744.5
55°	752.7	752.7	833.8	990.1	1239.1	1598.0	1991.8	2373.9	2686.6	2825.5	2906.6
57.5°	729.5	735.3	822.2	978.5	1233.3	1592.3	1991.8	2402.9	2727.1	2877.6	2935.5
60°	700.6	712.2	793.2	949.6	1210.1	1574.9	1980.2	2391.3	2744.5	2906.6	2889.2
62.5°	660.1	683.2	752.7	909.0	1175.4	1534.4	1962.8	2362.3	2703.9	2871.9	2854.5
65°	613.7	636.9	700.6	868.5	1100.1	1435.9	1870.2	2304.4	2593.9	2785.0	2750.3
67.5°	567.4	584.8	648.5	799.0	1013.3	1331.7	1748.6	2177.1	2437.6	2646.0	2628.7
70°	515.3	521.1	584.8	718.0	926.4	1227.5	1632.8	1997.6	2298.6	2455.0	2489.7
72.5°	451.6	451.6	515.3	631.1	822.2	1088.5	1476.5	1794.9	2078.6	2211.8	2263.9
75°	370.6	376.4	428.5	532.7	689.0	932.2	1256.4	1580.7	1818.1	1957.0	1974.4
77.5°	289.5	295.3	335.8	422.7	555.8	752.7	1036.4	1291.2	1517.0	1638.6	1603.8
80°	208.4	214.2	243.2	306.9	411.1	561.6	799.0	1024.8	1187.0	1285.4	1239.1
82.5°	127.4	133.2	150.5	191.1	260.6	364.8	544.3	712.2	839.6	920.6	903.2
85°	63.7	63.7	75.3	86.9	110.0	162.1	260.6	359.0	457.4	515.3	497.9
87.5°	11.6	17.4	17.4	17.4	17.4	11.6	17.4	17.4	17.4	29.0	11.6
90°	0.0	0.0	0.0	0.0	0.0	0.0	0.0	0.0	0.0	0.0	0.0

(END OF REPORT)